

Guideline for test-takers (MB Level)

- | No. | Content |
|-----|---------------------------------|
| 1. | Introduction |
| 2. | Exam outline |
| 3. | Tip and detail explanations for |
| | 3.1 Listening part |
| | 3.1.1 Listening part 1 |
| | 3.1.2 Listening part 2 |
| | 3.1.3. Listening part 3 |
| | 3.1.4. Listening part 4 |
| | 3.1.3. Listening part 5 |
| | 3.2 Reading part |
| | 3.2.1. Reading part 1 |
| | 3.2.2. Reading part 2 |
| | 3.2.3. Reading part 3 |
| | 3.2.4. Reading part 4 |
| | 3.2.5. Reading part 5 |
| | 3.2.6. Reading part 6 |
| | 3.2.7. Reading part 7 |

1. INTRODUCTION

MB level is the beginner level of Myanmar Language Test. It offers to evaluate the test taker's knowledge of Burmese alphabets and very basic vocab and grammar in daily life.

Features

1. Reading and Listening of Burmese Alphabet
2. (300) Vocabularies to Remember
3. Basic Grammar Pattern
 - a. Tenses
 - b. Preposition
 - c. Sentence Suffixes and Endings
 - d. Making Questions and answers
4. 100% Spoken Style of Language
5. Learning period : 3 months (72 hours)

2. EXAM OUTLINE

No.	Questions	Qty:
	Listening part	
1	Listen to the word and choose the suitable picture. စကားလုံးကိုနားထောင်ပြီး ကိုက်ညီသောရုပ်ပုံကိုရွေးပါ။	15
2	Listen to the choices and choose the correct answer which is matched with the picture. စကားပြောကိုနားထောင်ပြီး ရုပ်ပုံနှင့် ကိုက်ညီသော စကားလုံးကို ရွေးပါ။	15
3	Listen to the question and the choices. Choose the suitable answer. မေးခွန်းကိုနားထောင်ပြီး သင့်လျော်သောအဖြေကိုရွေးပါ။	10
4	Listen and choose the correct word. အသံထွက်တူသော စကားလုံးကိုရွေးပါ။	10
5	Listen to the words and choose the correct pronunciation. ရေးထားသော စကားလုံး၏အသံထွက်ကိုရွေးပါ။	10
	Reading part	
1	Fill in the blank. ကွက်လပ်ဖြည့်ပါ။	
	1-1 Alphabet table	6
	1-2 Vowels and tones	5
	1-3 Days	4
	1-4 Months	5
2	Choose the same pronunciation following questions အောက်ပါမေးခွန်းများအတွက် အသံထွက်တူသော စကားလုံးကို ရွေးပါ။	5
3	Choose the suitable picture following questions အောက်ပါမေးခွန်းများအတွက် စကားလုံးနှင့်ကိုက်ညီသော ရုပ်ပုံကို ရွေးပါ။	10
4	Choose the suitable word following questions အောက်ပါမေးခွန်းများအတွက် ရုပ်ပုံနှင့် ကိုက်ညီသော စကားလုံးကို ရွေးပါ။	10
5	Choose the word which <u>relates with</u> [----]. [----]နှင့် ကိုက်ညီသောစကားလုံးကိုရွေးပါ။	5
6	Choose <u>the opposite word</u> following questions အောက်ပါမေးခွန်းများအတွက် ဆန့်ကျင်ဘက်စကားလုံးကိုရွေးပါ။	5
7	Choose the suitable word following question word, and make a correct word or sentence. အောက်ပါစကားလုံးများဖြင့် စကားစု ၊ စာကြောင်း ပြုလုပ်ရန် သင့်တော်သောစကားလုံးကိုရွေးပါ။	10





3. TIPS AND DETAILED EXPLANATION OF LISTENING PART

3.1. Listening part

Listening Part 1

- In this question, one word or one sentence(repeated twice) will be read in audio.
- Choose the most suitable picture with the word.
- Think simple about the picture; don't need to check the details.
- In the sentences, try to focus on the verb part and noun part.
- To be able to answer the question, you must remember vocabularies (Noun, Adjective and Verb)

(Example)

၁.		၂.	
၃.		၄.	

Answer |


Audio:
[Answer: 2]

ခဲဝံ x 2 times

Listening Part 2

- In this question, four words or four sentences will be read in audio. (The whole choice will be repeated twice).
- Choose the most suitable answer with the picture.
- In the sentences, try to focus on the whole sentence and try to point out the minor differences between each choice.
- To be able to answer the question, you must remember vocabs (Noun, Adjective and Verb including the grammar and particle)

(Example)



၁. .၂. ၃. ၄.

Answer | ၁ ၂ ၃ ၄

Audio: ၁။ ဝေးတယ်။
 ၂။ စားတယ်။
 ၃။ ရှေးတယ်။
 ၄။ နီးတယ်။ x 2 times

[Answer: 3]

Listening Part 3

- This question is a conversation between two people.
- In this question, there will be one question sentence by person 1 and 4 choice sentences by person 2 in audio.
- To be able to answer this question, you'll need to focus without distraction.
- Try to avoid second thoughts.
- Be careful with the tenses
- Focus on the question first, try to point out the main word (whether it is asking time, place, person or tenses) and look for that answer.
- Usually the reply is the answering question. Sometimes, The reply can be questioning back to person 1's statement or confirming the understanding.
- Every choice might be possible, but if you understand the question, the answer is obvious.

(Example)	၁.	.၂.	၃.	၄.
<div style="border: 1px solid black; padding: 5px; display: inline-block;"> Answer <input type="radio"/> <input type="radio"/> <input checked="" type="radio"/> <input type="radio"/> </div>				

[Audio: ဘာစားမလဲ။
 ၁. အိမ်သာသွားမယ်။
 ၂. နေကောင်းတယ်။
 ၃. ငှက်ပျောသီးစားမယ်။
 ၄. စာအုပ်ဖတ်မယ်။ *x 2 times*

[Answer: 3]

Listening Part 4

- In this question, there will be one sound (consonant or vowel) in the audio and you have to look for the correctly spelled one.

(Example)	၁. နိ:	၂. သိ:	၃. မိ:	၄. ဆိ:
Answer <input type="radio"/> <input checked="" type="radio"/> <input type="radio"/> <input type="radio"/>				

Audio: သိ: x 2 times

[Answer: 2]

Listening Part 5

- In this question, there will be one spelled letter in the questions and you will hear four sounds (consonant or vowel) in the audio.
- You have to look for the correct pronunciation for the given letter.

(Example)	ဟ		
၁.	၂.	၃.	၄.
Answer <input type="radio"/> <input type="radio"/> <input type="radio"/> <input checked="" type="radio"/>			

Audio: ၁. ဝူ ၂. ဝူ ၃. ဖူ ၄. ဝူ x 2 times

[Answer: 4]

3.2. Reading Part

Reading Part 1

1-1. Alphabet table

- You have to fill in the blanks for the missing blocks of the alphabet table.
- There will be 5 blanks.
- You must know the shapes and the alphabetical order of Burmese words.

1-1 Fill in the blank.
ကွက်လပ်ပြည့်ပါ။

က	(1)	ဂ	ဃ	င
စ	ဆ	ဇ	(2)	ည
ဇူ	ဌ	ဍ	ဎ	ဏ
(3)	ထ	ဒ	ဓ	န
ပ	ဖ	ဗ	(4)	မ
(5)	ရ	လ	ဝ	သ
	(6)	ဠ	အ	

(1) ဘ. ဈ ဂ. ခ င. ဆ ဇ. ဟ

(2) ဘ. ခ ဂ. ဆ င. ထ ဇ. ဈ

(3) ဘ. ဟ ဂ. ထ င. ဈ ဇ. ခ

(4) ဘ. ခ ဂ. ဃ င. ဆ ဇ. ဟ

(5) ဘ. ဃ ဂ. ဈ င. ထ ဇ. ဆ

(6) ဘ. ဆ ဂ. ထ င. ဃ ဇ. ဟ

1. [Answer: 2]
2. [Answer: 4]
3. [Answer: 2]
4. [Answer: 3]
5. [Answer: 1]
6. [Answer: 4]

1-2. Vowels and tones

- You have to fill in the blanks for the missing tones from the basic three tones of Burmese: Short tone, Middle Tone and Long tone. (e.g. အ ၊ အာ ၊ အား) (e.g ကို၊ ကို၊ ကိုး)
- There will be 5 blanks with 5 sets of tones.
- You must know the shapes, symbols to make the tonal sound and their sets.

1-2 Fill in the blank.

ကွက်လပ်ပြည့်ပါ။

(1)	လန်	လန်း
မေ့	မေ	(2)
ဆော့	(3)	ဆော
နို	(4)	နိုး
ခ	ခါ	(5)

- | | | | | |
|-----|--------|---------|---------|----------|
| (1) | ၁. လဉ် | ၂. လင့် | ၃. လန့် | ၄. လယ့် |
| (2) | ၁. မီး | ၂. မား | ၃. မော | ၄. မေး |
| (3) | ၁. ဆေ | ၂. ဆော် | ၃. ဆန် | ၄. ဆာ |
| (4) | ၁. နန် | ၂. နာ | ၃. နီ | ၄. နိုင် |
| (5) | ၁. ခူး | ၂. ခါး | ၃. ခိုး | ၄. ခီး |

- [Answer: 3]
- [Answer: 4]
- [Answer: 2]
- [Answer: 3]
- [Answer: 3]

1-3. Days

- You have to fill in the blanks for the missing days of 7 days
- There will be 4 blanks in the table of days which are arranged in order.
- You must know the spelling of the days in order along with their meaning.

1-3 Fill in the blank. ကွက်လပ်ဖြည့်ပါ။						
(1)	အင်္ဂါ	(2)	(3)	သောကြာ	(4)	တနင်္ဂနွေ
(1)	၁. ဗုဒ္ဓဟူး	၂. စနေ	၃. တနင်္လာ	၄. ကြာသပတေး	၅. တနင်္ဂနွေ	၆. သောကြာ
(2)	၁. ကြာသပတေး	၂. ဗုဒ္ဓဟူး	၃. တနင်္လာ	၄. စနေ	၅. တနင်္ဂနွေ	၆. သောကြာ
(3)	၁. တနင်္လာ	၂. စနေ	၃. ဗုဒ္ဓဟူး	၄. ကြာသပတေး	၅. တနင်္ဂနွေ	၆. သောကြာ
(4)	၁. စနေ	၂. ဗုဒ္ဓဟူး	၃. ကြာသပတေး	၄. တနင်္လာ	၅. တနင်္ဂနွေ	၆. သောကြာ

1. [Answer: 3]
2. [Answer: 2]
3. [Answer: 4]
4. [Answer: 1]

1.4. Months

- You have to fill in the blanks for the missing months of 12 months.
- There will be 6 blanks in the table of months which are arranged in order.
- You must know the spelling of the months in order along with their meaning.

1-4 Fill in the blank.
ကွက်လပ်ဖြည့်ပါ။

ဇန်နဝါရီ	(1)	မတ်	(2)	မေ	(3)
ဇူလိုင်	(4)	စက်တင်ဘာ	(5)	နိုဝင်ဘာ	ဒီဇင်ဘာ

(1) ၁. ဧပြီ ၂. ဖေဖော်ဝါရီ ၃. ဇွန် ၄. သြဂုတ်

(2) ၁. ဖေဖော်ဝါရီ ၂. ဇွန် ၃. အောက်တိုဘာ ၄. ဧပြီ

(3) ၁. အောက်တိုဘာ ၂. သြဂုတ် ၃. ဇွန် ၄. ဖေဖော်ဝါရီ

(4) ၁. သြဂုတ် ၂. ဇွန် ၃. ဖေဖော်ဝါရီ ၄. အောက်တိုဘာ

(5) ၁. ဧပြီ ၂. အောက်တိုဘာ ၃. ဖေဖော်ဝါရီ ၄. သြဂုတ်

1. [Answer: 2]
2. [Answer: 4]
3. [Answer: 3]
4. [Answer: 1]
5. [Answer: 2]

Reading Part 2

- In Burmese Language , there are words which have different spelled words which have the same pronunciation.
- This question is for those words. There are 2 sets to answer.
- You should study in advance for words and the symbols which have same pronunciation
- For example, ချ and ခြ produce the same consonant sound.
- The last 2 questions are about the spelling of the number given.





(Example)	တိန်			
၁. တုတ်	၂. တစ်	၃. တန်	၄. တိမ်	
<div style="border: 1px solid black; padding: 5px; display: inline-block;"> Answer <input type="radio"/> <input type="radio"/> <input type="radio"/> <input checked="" type="radio"/> </div>				

[Answer: 4]

Reading Part 3

- This is a reading question similar to the “Listening part 1-1”.
- Instead of the audio, you have to read the word given and look for the suitable picture.
- You have to know the nouns, verbs and adjectives.

(Example) သောက်တယ်

<p>၁.</p> 	<p>၂.</p> 
<p>၃.</p> 	<p>၄.</p> 

Answer | ၁ ၂ ၃ ၄

[Answer: 2]

Reading Part 4

- This is a reading question similar to the “Listening part 1-2”.
- Instead of the audio, you have to look at the given picture and choose the correct word for that picture.
- You have to know the nouns, verbs and adjectives.

(Example)



၁. ပိုက်ဆံ

၂. ထိုင်ခုံ

၃. နာရီ

၄. အိမ်

[Answer: 1]

Reading Part 5

- This is the question for comprehension of the Burmese word.
- A category name in English is given in the bracket. You have to choose the word related to the category.
- The categories might be animal, family, electronic materials, job, things, people, etc.

(Example)	[Animal]							
၁. စာအုပ်	၂. ကြက်	၃. စကား	၄. အိတ်					
<table border="1"> <tr> <td>Answer</td> <td><input type="radio"/></td> <td><input checked="" type="radio"/></td> <td><input type="radio"/></td> <td><input type="radio"/></td> </tr> </table>				Answer	<input type="radio"/>	<input checked="" type="radio"/>	<input type="radio"/>	<input type="radio"/>
Answer	<input type="radio"/>	<input checked="" type="radio"/>	<input type="radio"/>	<input type="radio"/>				

[Answer: 2]

Reading Part 6

- The question is to evaluate vocabulary knowledge.
- You have to choose the opposite word. For example, go is opposite of come, pretty is opposite of ugly.
- You have to know the verbs and adjectives.

(Example) မြန်တယ်

၁. ဆိုးတယ် ၂. ကြီးတယ် ၃. နှေးတယ် ၄. ကောင်းတယ်

Answer | ၁ ၂ ၃ ၄

[Answer: 3]

Reading Part 7

- The question is to evaluate the grammar knowledge.
- Mostly, the questions are for suffixes to make meaningful complete sentences or words

(Example)

သရက်--- ၁. ယောက် ၂. လူမျိုး ၃. သီး ၄. ရာသီ

Answer | ၁ ၂ ၃ ၄

[Answer: 3]